



PLAN-E-TECH INDUSTRIES INC.
 5809 CENTER ROAD VALLEY CITY, OHIO 44280 U.S.A.
 (330) 225-7255 FAX (330) 225-7577
 E-mail: sales@plan-e-tech.com www.plan-e-tech.com

STANDARD ANNULAR RING FORMS

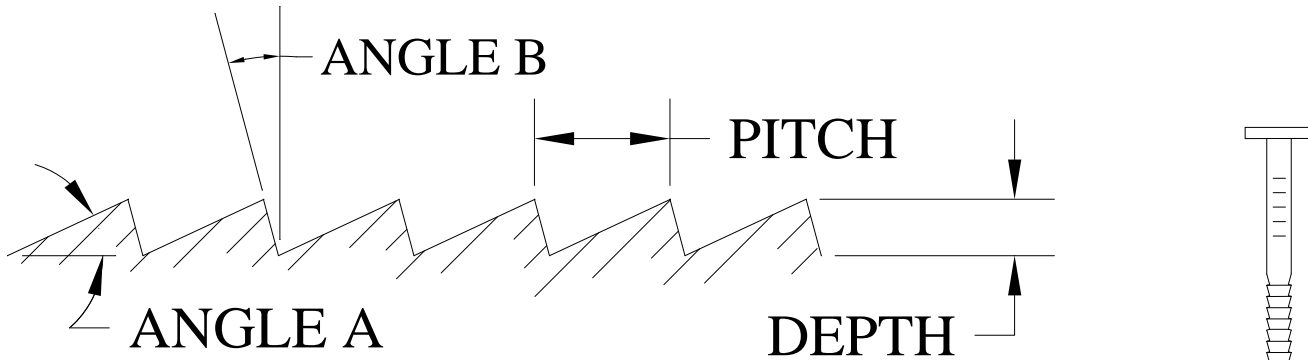


Fig. A

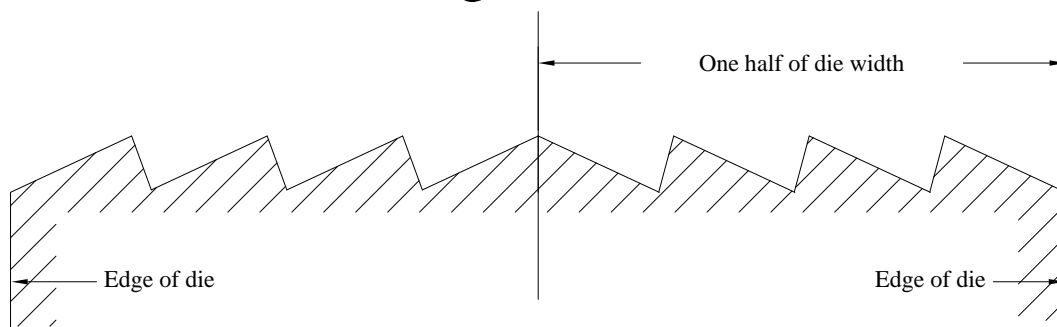
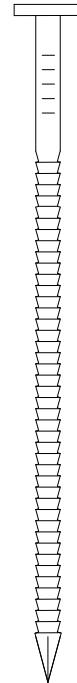


Fig. B



Annular Ring forms can be furnished in single cut (Fig. A) or in reversible form (Fig. B). All forms have slight corner break at root and crest.

Specify on order if form is to be made reversible.

CHART OF STANDARD FORMS

FORM #	THD./IN.	PITCH	ANGLE A	ANGLE B	DEPTH
1200	12	.0833	25 ⁰	15 ⁰	.031
1400	14	.0714	25 ⁰	15 ⁰	.027
1600	16	.0625	25 ⁰	15 ⁰	.023
1700	17	.0588	25 ⁰	15 ⁰	.022
1800	18	.0555	25 ⁰	15 ⁰	.020
2000	20	.0500	25 ⁰	15 ⁰	.018
2200	22	.0450	25 ⁰	15 ⁰	.017
2400	24	.0416	25 ⁰	15 ⁰	.015
2500	25	.0400	25 ⁰	15 ⁰	.013
2800	28	.0357	25 ⁰	15 ⁰	.012
3200	32	.0312	25 ⁰	15 ⁰	.011
2mm	12.7	.0787	25 ⁰	15 ⁰	.028